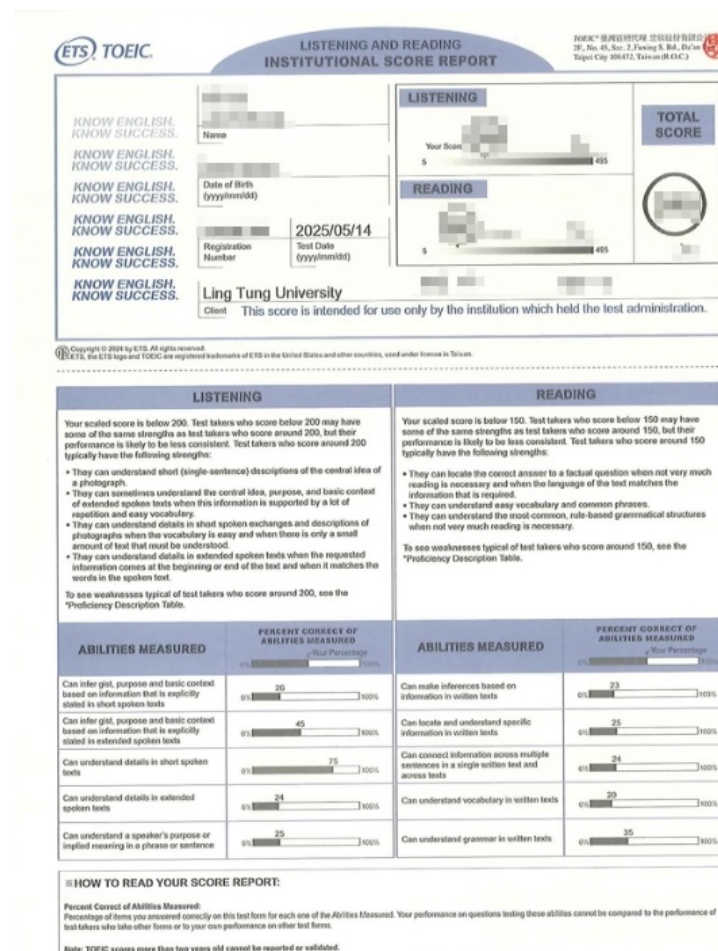


# 證照檔案上傳步驟〈手機板〉

1. 進入學校 Portal 並且登入
2. 點選「應用系統」→ 在校學生 → 學生服務網 → 證照檔案上傳
3. 進入後選擇「新增證照」，在查詢證照上輸入證照名稱（ex：CSEPT、TOEIC）
4. 填寫後點選「查詢證照」，查詢結果會跳出多種選項，可隨意點選一個
5. 點選完證照後，往下滑，填寫「取得日期」（即為考試日當天）→ 儲存
6. 儲存後找到該證照，點選「上傳證照」
7. 進入後上傳一張完整的成績單照片（含有姓名、准考證、考試日、成績等）
8. 稍待片刻，會自動跳回原頁面 → 結束後再點選上傳證照，確定上傳完成 → 成功

完整成績單範本



ETS TOEIC LISTENING AND READING INSTITUTIONAL SCORE REPORT

NAME: [Redacted] DATE OF BIRTH: [Redacted] REGISTRATION NUMBER: [Redacted] TEST DATE: 2025/05/14

Client: Ling Tung University

LISTENING: Your Score: 405 (Scale 0-495)

READING: Your Score: 405 (Scale 0-495)

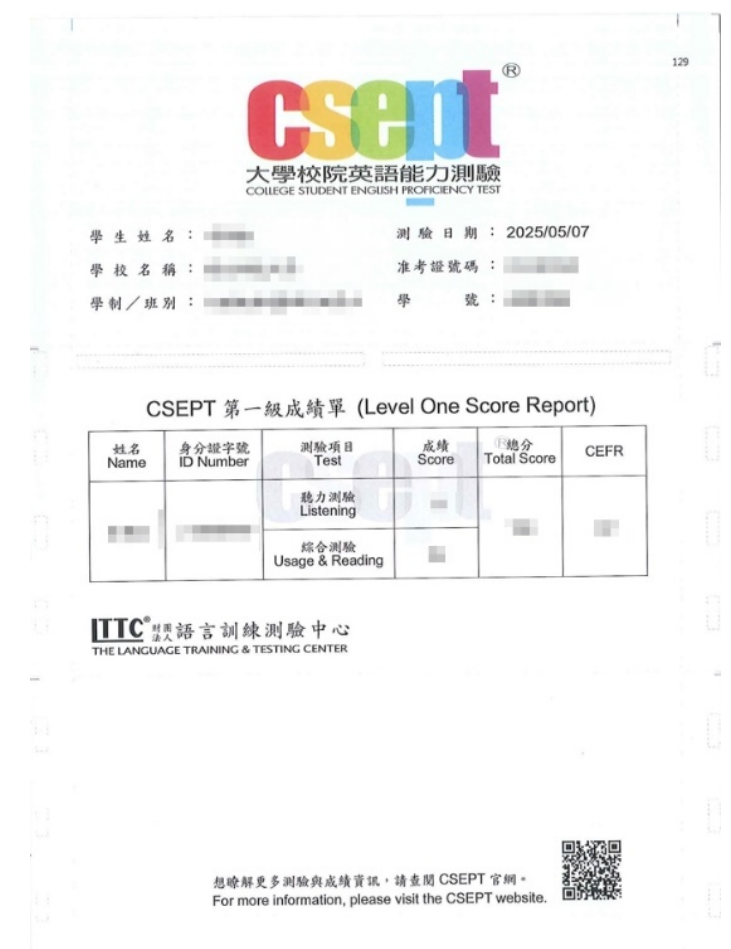
TOTAL SCORE: 810 (Scale 0-990)

ABILITIES MEASURED (LISTENING):

- Can infer gist, purpose and basic context based on information that is explicitly stated in short spoken texts: 25%
- Can infer gist, purpose and basic context based on information that is explicitly stated in extended spoken texts: 45%
- Can understand details in short spoken texts: 75%
- Can understand details in extended spoken texts: 24%
- Can understand a speaker's purpose or implied meaning in a phrase or sentence: 25%

ABILITIES MEASURED (READING):

- Can make inferences based on information in written texts: 23%
- Can locate and understand specific information in written texts: 25%
- Can connect information across multiple sentences in a single written text and across texts: 24%
- Can understand vocabulary in written texts: 20%
- Can understand grammar in written texts: 35%



CSEPT 第一級成績單 (Level One Score Report)

姓名: [Redacted] 測驗日期: 2025/05/07

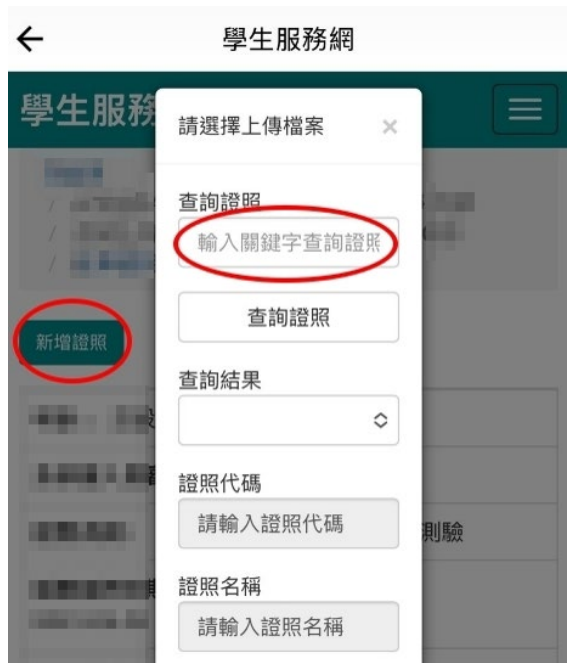
學校名稱: [Redacted] 准考證號碼: [Redacted]

學制/班別: [Redacted] 學號: [Redacted]

姓名 Name	身分證字號 ID Number	測驗項目 Test	成績 Score	總分 Total Score	CEFR
[Redacted]	[Redacted]	聽力測驗 Listening	[Redacted]	[Redacted]	[Redacted]
[Redacted]	[Redacted]	綜合測驗 Usage & Reading	[Redacted]	[Redacted]	[Redacted]

ITTC 聽入語言訓練測驗中心 THE LANGUAGE TRAINING & TESTING CENTER

想瞭解更多測驗與成績資訊，請查閱 CSEPT 官網。  
For more information, please visit the CSEPT website.



查詢結果 可隨意點選

